



# INSTRUCTION MANUAL

**ELECTRIC IRON**

**Model - EI- 3602**





Dear Customer,

Congratulations!

You are now the proud owner of Usha Electric Iron.

Innovatively designed, using only the highest quality material and components, your Usha Electric Iron is designed for years of trouble free performance.

Please read this Instruction Manual carefully before using and keep it cautiously after reading for future reference.

Best Wishes

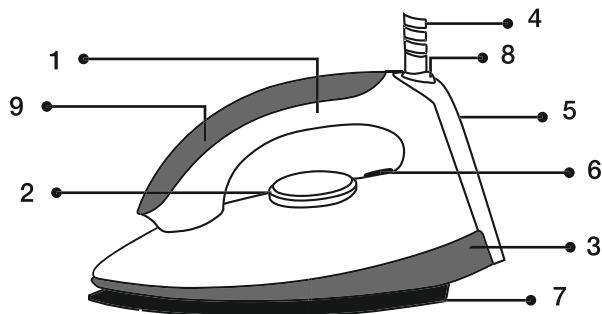
## IMPORTANT PRECAUTIONS

- Please read operation instructions before using the appliance.
- Never leave the iron 'ON' when not under observation. Unplug the iron, even when momentarily absent from the room. Keep away from the reach of children.
- Take care that the main cord does not touch the sole plate when it is hot.
- Never use the iron if it is damaged in any way.

**Note:** Some parts of the iron have been slightly greased and as a result, the iron might slightly smoke when used for the first time. After a short while however this ceases.

## IDENTIFICATION OF PARTS

1. Body cum Handle
2. Thermostat knob
3. Skirt
4. Cord Holder
5. Back Rest
6. Indicator Lamp
7. Sole plate
8. Cord Plug
9. Handle Cover.





## TECHNICAL INFORMATION

WATTAGE 1000W

VOLTAGE 240 V Ac, 50 Hz

SOLEPLATE Non-stick PTFE coated soleplate

Due to continuous efforts for product up gradation, specifications are subject to change without prior notice.

## FEATURES

- Sleek and elegant design.
- Non-stick PTFE coated soleplate with tubular element for safe ironing.
- Snap action thermostat for accurate temperature control.
- Centrally placed swivel Cord for both left and right hand operation.
- Indicator lamp for thermostat function indication.
- Thin sole plate for reaching under buttons.
- Cord storage facility (when iron is not in use)




## HOW TO USE IRON

### Setting The Temperature

- The indicator lamp switches 'On' with the appliance and indicates that the sole plate is heating up. Once the desired temperature is achieved the signal light will go 'OFF'. So start ironing your fabric. The indicator light will switch ON/OFF from time to time in order to regulate the temperature of the sole plate.
- Always check first whether ironing instructions are attached to the articles to be ironed. (They can be found on the label)

- If ironing instructions are missing but you do know the kind of fabric, refer the temperature table.
- Textile to which some kind of finish has been applied (gloss, wrinkle, relief etc.) Can be ironed at some what lower temperature.
- If the fabric consists of various kinds of fibers you must always select the lowest ironing temperature of the composition (e.g. an article consisting of 60% polyester and 40% cotton, should be ironed at the temperature indicated for polyester).
- Velvet and other textiles which rapidly acquire shiny spot should be ironed in one direction only, applying light pressure.
- Sort your clothes taking into account the nature of fabric and start ironing clothes that are more sensitive to heat (i.e. requires a cooler temperature setting)
- Always keep the iron moving.

**TEMPERATURE TABLE**

 <p style="text-align: center;">↑</p> <p style="text-align: center;">Nylon/Synthetic Orion/Terylene</p>	 <p style="text-align: center;">↑</p> <p style="text-align: center;">Dacron silk Thickwool/Wool</p>	 <p style="text-align: center;">↑</p> <p style="text-align: center;">Cotton/Linen Thick Cotton</p>
--	--	---



## HINT FOR CARE OF THE IRON

To keep the sole plate of your iron clean at all times;

- Do not place the sole plate on a rough or abrasive surface.
- Do not use the iron on metallic fittings, zips etc. to avoid scratches.
- After each use clean with a damp cloth when the iron is still warm. For stubborn marks, clean with vinegar when the iron is cold and then clean with damp cloth.
- Never immerse the iron in water.
- Never select higher temperature for the article to be ironed otherwise you run the risk of scorching the fabric and damaging the sole plate.

## STORING

- Before storing let the iron cool down sufficiently (standing on the back rest).
- Clean the iron with a damp cloth.
- You can wind the mains cord.
- Store the iron standing on its back rest to prevent damages to the sole plate.

In case of any defect do not tamper with the appliance yourself, contact Usha Care at Toll Free No. 1800 1033 111.

**WARRANTY CARD**

The appliance is warranted for 2 years against all manufacturing defects from the date of sale. In the event of any complaint, please contact Usha Care at Toll Free No. 1800 1033 111.

**The warranty is valid only when:**

- 1) The appliance has been installed, used and maintained in accordance with the instruction manual.
- 2) The warranty card and cash memo duly signed by the authorised dealer are presented with the complaint.
- 3) The appliance has not been opened or tampered with, by any unauthorised person.

**This warranty does not apply for:**

- 1) Damages due to chipping, peeling, plating and denting.
- 2) Breakage or damage to components made out of Bakelite, Urea, ABS, SAN and such plastic materials, rubber parts and cord.
- 3) Normal wear and tear of parts.
- 4) Damage resulting from accidents, mishandling or negligence on part of the customer.

**Liability for consequential loss or damages:**

- 1) The Company will not be liable for any loss or damage arising/resulting from indirect or consequential loss or damages.
- 2) The Company aggregate liability in respect of all claims under the Warranty shall not exceed the original purchase price of the Product or, at Company's option, replacement of the Product with a like or similar Product.
- 3) The Company excludes all other warranties, conditions, terms, representations and undertakings whether express or implied.

**Jurisdiction:**

- 1) The courts at Delhi shall have exclusive jurisdiction to resolve any disputes between the parties arising under Terms and Conditions of Warranty.

S.NO: \_\_\_\_\_

CASH MEMO \_\_\_\_\_ DATE: \_\_\_\_\_

DEALER'S NAME AND ADDRESS: \_\_\_\_\_

\_\_\_\_\_

OWNER'S NAME & ADDRESS: \_\_\_\_\_

\_\_\_\_\_

## USHA INTERNATIONAL LTD.

Registered Office: Surya Kiran Building, 19, Kasturba Gandhi Marg, New Delhi-110 001, Delhi, CIN: U74210DL1935PLC007123

For Consumer Complaints, contact Customer Relation Officer at USHA CARE, USHA INTERNATIONAL LTD., Plot No.15,  
Institutional Area, Sector 32, Gurugram-122 001, Haryana (India), Toll Free No. : 1800 1033-111,

Email: [usha\\_care@usha.com](mailto:usha_care@usha.com)

Website: [www.usha.com](http://www.usha.com)



**SHRIRAM**

Fans • Sewing Machines • Home Appliances • Engines & Pumpsets • Electrical Motors & Pumps • Water Coolers & Dispensers  
• Inverters • Cook Tops, Hobs & Hoods • Auto Components



© Registered Trademark and Copyright of USHA INTERNATIONAL LTD.



© Registered Trademark of USHA INTERNATIONAL LTD.

ISO 9001:2015  
Certified Company



